



Fruitvale & Area A News

Keeping the Community Informed

SEPTEMBER 2020

RDKB AREA 'A' DIRECTOR'S MESSAGE

Influencing Positive Change

One of the qualities of an effective politician is to strive to create good community relationships, aimed at building trust and confidence. Once a politician achieves trust and confidence, s/he has the ability, and the obligation to influence positive change.

Aiming to connect with others, I walk 5 kilometres every morning, give or take a downpour or a blizzard. My walks often take me through the Fruitvale Elementary School yard. One morning in early Spring, when walking through the schoolyard, the deteriorating condition of our only school really jumped out at me. The stucco was falling off the school walls in chunks, and the paint was badly faded. Once home, I reached out to our two Beaver Valley Mayors, and School Trustees to see what could be done. Of the trustees, I enquired about the School Districts' budget and Capital Improvement plans to see if our school was in the queue for any repair and upgrades and further, to see how we, the local politicians, could help the trustees move the needs of our school forward. The school, as it is, is not a good reflection of the standards we appreciate in the Beaver Valley.

With support from our two local Trustees, it was agreed that the mayors of Fruitvale, Montrose and I would co-write a letter to School District #20 requesting a meeting to discuss the run-down state of the school and to ascertain where school upgrades were in their capital planning process. I returned to the school to take some pictures as supporting documentation to the letter. There were a few kids playing in the school yard. While poised to take my first photo, one of the children, a boy about 8 or 9 years old, did a sliding sideways skid on his bike coming to a screeching halt right beside me, looked me in the eye and asked "Hey lady! Are you here to paint our school?!" How astute children can be.

A few weeks after the letter was sent, one of the trustees contacted me to let me know that the Board of Trustees had voted unanimously not only to redo the siding of the school, but to replace the windows and insulation as well! Wow, excellent news! While final approval rests with the Province, let's all hope our school gets this badly needed refurbish. Even the young children of the Valley are aware of its crumbling condition.

On reflection, did your local politicians have influence on the Board's unanimous decision? I am told we did. I am so pleased for our residents and their children. The lesson learned is that we must use our influence to create positive change - politicians and citizens.

RDKB Area A Director Ali Grieve

MAYOR'S MESSAGE

I hope this month finds everyone safe and well as we near the end of this unique summer.

This summer has been very unique for the Village, in my four years on council and two as Mayor I have never been involved in such a busy summer, in part due to the Zoom meetings and preparations around COVID19 and in part due to the demands of project work we are working on in the Village. CAO Tuttle, Village Staff, Council and I have been working non-stop on keeping the momentum going on the former middle school site draft plan and the adjacent ball park site plan. All residents have been notified of the Open House at Haines Park on Saturday September 12 at 9:00 am (you must register through the Village office as it must be a safe event; if we have over 50 registrants we will hold a second open house at 1:00 pm the same day). RDKB Area A and Village of Montrose residents are welcome to attend as the proposed development will affect all of us.

This fall will see some other projects including an updated fence and entrance to the Fruitvale Memorial Cemetery as well as work on an art sculpture (thanks to a Columbia Basin Art Grant) to be installed in the front rain garden of the Fruitvale Memorial Centre. We are still hopeful for some grant money to rebuild Pine Ave and demolish the middle school but these potential grants have been delayed due to COVID19 so we will keep our fingers crossed.

Council would like to thank Al and Sharon Rothwell and all the BV Blooming Society members for their selfless work to beautify our Village, it looks awesome! We would also like to thank our youth worker, Jillian Leslie and the volunteer youth, Payton Avis, Chesney Flux, Brynn Gallamore, Avery Rieberger, who have been working diligently in all our parks and gardens to keep them weeded and cleaned.

Going forward into the Autumn there continues to be COVID challenges for many activities in the Valley including BV Recreation programming, hockey games, BV Lions Bingo, Fruitvale's Gym, the Age Friendly programming, and curling. Please continue to be courteous, patient, safe, and kind as we all work together to get through this unprecedented challenge in our lifetime.

Mayor Steve Morissette

VILLAGE OF FRUITVALE OUTSTANDING PROPERTY TAXES

Home owners who forgot to apply for their home owner grant before the July 2, 2020 property tax deadline can still apply for it. The application is located at the bottom of the property tax notice. Fill it out and bring it to the Village Office. A 10% penalty has been assessed to all outstanding taxes as of July 3.

VILLAGE OF FRUITVALE OUTSTANDING UTILITIES

Home owners are reminded that the deadline to pay water, sewer and garbage utilities is October 31, 2020. All outstanding utilities will have a 10% penalty applied on November 1, 2020.

VILLAGE OF FRUITVALE PROPERTY STANDARDS BYLAW

As we slowly start to move into the fall season, many of us are beginning to think about tidying up our yards before winter. Residents are reminded that the Village of Fruitvale has a Property Standards Bylaw outlining the property standards within the Village of Fruitvale. For more information on the Village's Property Standards Bylaw, visit the Village website.

Property Standards Bylaw Highlights:

- recreational vehicles and/or trailers are not permitted on boulevards;
- vehicles that are unlicensed or not road-worthy are not permitted on any property;
- owners or occupiers are required to trim and keep free from weeds all boulevards adjoining their property;
- owners or occupiers are required to remove unsightly accumulations of discarded materials, rubbish, and debris from their property;
- owners or occupiers are responsible for removing snow and ice accumulations from all footpaths and sidewalks on and/or adjoining their property by 7:00pm.

If you have any questions about the Village's Property Standards Bylaw, please contact the Village Office.

BEAVER VALLEY WATER SERVICE WATER LEVEL 2 RESTRICTIONS IN EFFECT

- **ODD NUMBERED HOUSES WATER ON ODD NUMBERED DAYS**
- **EVEN NUMBERED HOUSES WATER ON EVEN NUMBERED DAYS**
- **THERE IS TO BE ABSOLUTELY NO SPRINKLING EXCEPT DURING THE HOURS OF 8:00am - 9:00am & 8:00pm - 9:00pm**
- **UNDERGROUND SPRINKLERS ARE TO BE SET TO WATER BETWEEN 2:00 am - 4:00 am for 20 minute intervals per zone**
- **ONE SPRINKLER PER HOUSEHOLD**
- **KEEP YOUR SPRINKLER ON THE LAWN AND GARDEN, ABSOLUTELY NO HOSING OFF THE ROADS AND SIDEWALKS AND PLEASE REFRAIN FROM WATERING WHEN IT IS RAINING.**

BACK TO SCHOOL REMINDER

Fruitvale Elementary School is back in session on Thursday, September 10.

Motorists - please be aware of the children walking and riding their bikes to and from school. Please observe the posted speed limit.

Parents of Fruitvale Elementary School students - please remember to drop your children off at the lower entrance stairs to the school located on Beaver Street. **DO NOT** stop on Columbia Gardens Road in front of the school or pull into the upper parking lot. This area is for busses and teacher parking only. Also, please be respectful of the yellow 'no parking' lines and parking in front of, or on, private property. Thank you for keeping our students safe.

Village of Fruitvale Garbage and Recycling Calendar

SEPTEMBER

S	M	T	W	T	F
		1	2	3	4
5	6	7	8	9	10
11	12	13	14	15	16
17	18	19	20	21	22
23	24	25	26	27	28
29	30				

LEGEND

- South Side Garbage
- North Side Garbage
- South Side Recycling
- North Side Recycling

Please keep household garbage and recycling in a secure location until the morning of garbage day and recycling day.



FALL CLEAN UP

Friday, October 23
Monday, October 26
Organic Material Only
Clear Bags Only
Place at curb by 7:30 am



Regularly remove debris from your gutters as sparks and embers can easily ignite these dry materials

www.firesmartbc.ca

FRUITVALE SUMMER MARKET



The Village of Fruitvale held its first Summer Market on Friday, August 21 beside Railway Park. There were 20 food and product vendors. Our downtown businesses also had information booths. Everyone in attendance followed the COVID-19 protocols - stayed 2m apart, used the hand sanitizer upon entering the market and at each vendor's stall, and we saw a large majority wearing face coverings. The Village of Fruitvale supplied disposable face masks for those needing one and hand sanitizer.



We would like to acknowledge the generous donation of 100 individual hand sanitizer bottles from Kurtis' No Frills at the Waneta Plaza. Thank you so much Kurtis and No Frills, your donation was greatly appreciated!

The Village of Fruitvale will be hosting a Harvest Market on Friday, September 18 from 4:00-8:00pm. If you are interested in taking part as a vendor, please register with Vickie by email at vickief@telus.net or by phone at 250-512-9379. We hope you will all join us!

BEAVER VALLEY RECREATION

BV Recreation is looking at starting up programs in October (dependant on when facilities/halls are open). A flyer will be sent out once programs are confirmed.

OFFICE CLOSURE

The Village of Fruitvale Office and Public Works Department will be **closed on Monday, September 7, 2020** in observance of the Labour Day statutory holiday.

For any public works emergencies during this closure please call 250-367-6162 and your call will be forward to our after-hours answering service who will relay your emergency to our on-call employee.

The Regional District of Kootenay Boundary Office will also be **closed on Monday, September 7, 2020** in observance of the Labour Day statutory holiday.

From all of us at the Village of Fruitvale and the RDKB, we wish you a safe and fun Labour Day weekend.

BEAVER VALLEY YOUTH ACTION NETWORK (BVYAN)

Due to the COVID-19 restrictions, the BVYAN will continue offering virtual workshops until restrictions change.

In September, BVYAN Coordinator Tammy will be reaching out to youth ages 12-18 to join BVYAN.

For more information on the BV Youth Action Network or to join, please contact Tammy at beavervalleyyan@gmail.com.

WILDFIRES

With the recent hot, dry weather, there are a number of wildfires burning across the province. Although none are burning here in Fruitvale, conditions are very dry and one spark can ignite a blaze!


Currently, the BC Wildfire Service has a ban on Category 2 and 3 fires. This prohibition does not include campfires that are a half-metre high by a half-metre wide or smaller, and does not apply to cooking stoves that use gas, propane or briquettes.

For more information on wildfires and fire prohibitions, please visit <https://www2.gov.bc.ca/gov/content/safety/wildfire-status>



Please take care when enjoying the beauty of our area.

Get the information you need, when you need it!



Emergency
Management

The Regional District of Kootenay Boundary uses the Voyent Alert! service to keep you informed during times of crisis. Register now to receive important notifications that matter to you. The service is FREE, easy to use and totally anonymous.

Everyone in the area is encouraged to register for Voyent Alert!



Mobile App Users: Download and install the Voyent Alert! app from the Apple or Google Play app stores.



Email, Phone or SMS Users: Register online to receive email, phone or text alerts at emergency.rdkb.com


COVID-19 HAS NOT DISAPPEARED!
Please continue to practise safe distancing, wash and sanitize hands,
wear a face covering and stay home when you're sick or feeling unwell.
BE KIND, BE CALM, BE SAFE

Now more than ever... Shop Local!

The COVID-19 pandemic is a challenge for all of us, including local businesses. That means **where you shop makes a difference!**

As we gradually return to some of our normal activities while keeping a safe physical distance from others, please remember to support our local merchants, suppliers and services.

Let's all support the businesses that support us!



202 – 843 Rossland Ave, Trail, BC V1R 4S8 | T: 250.368.9148 | T/F: 1.800.355.7352 | rdkb.com

LOCAL GOVERNMENT CONTACT INFORMATION



VILLAGE OF FRUITVALE

1947 Beaver Street
Fruitvale, BC VOG 1L0
Ph: 250-367-7551
Fax: 250-367-9267

Public Works &
After Hours Emergencies:
250-367-6162

General Email
info@village.fruitvale.bc.ca

Web
www.village.fruitvale.bc.ca

Facebook
Village of Fruitvale



REGIONAL DISTRICT OF KOOTENAY BOUNDARY

202 – 843 Rossland Ave
Trail, BC V1R 4S8
Ph: 250-368-9148

General Email
RDKB email addresses are
most often [first initial, last
name@rdkb.com](mailto:first initial, last name@rdkb.com)
(For example Joe Smith would
be jsmith@rdkb.com)

Web
www.rdkb.com

Area 'A' Director Ali Grieve
aligrieve@telus.net

UPCOMING VILLAGE OF FRUITVALE COUNCIL MEETINGS

Regular Council
Monday September 14
6:00 pm
Zoom Videoconference

Committee of the Whole
At the call of the Chair

Join Zoom Meeting
[https://us02web.zoom.us/
j/3353726693](https://us02web.zoom.us/j/3353726693)
Meeting ID:
335 372 6693

UPCOMING REGIONAL DISTRICT OF KOOTENAY BOUNDARY MEETINGS

Utilities Committee
Wednesday, September 9
11:00 am
Zoom Videoconference

Electoral Area Services
Thursday, September 10
11:00 am
Zoom Videoconference

BV Recreation Committee
Tuesday, September 15
9:00 am
Zoom Videoconference

**East End Services
Committee**
Tuesday, September 15
10:30 am
Zoom Videoconference

Board of Directors
Thursday, September 17
1:00 pm
Zoom Videoconference

CROSSWALK SAFETY

Did you know that 76% of crashes involving pedestrians in British Columbia happen at intersections? According to ICBC 56% of crashes involving pedestrians happen at intersections in the Southern Interior.

TIPS FOR SAFE WALKING

- Be careful at intersections. Watch for drivers turning left or right through the crosswalk. Drivers may be focused on oncoming traffic and not see you.
- Don't jaywalk - always use crosswalks and follow the pedestrian signs and traffic signals.
- Make eye contact with drivers, as it's hard to see pedestrians when visibility is poor in fall and winter.
- Never assume that a driver has seen you.
- Remove your headphones and take a break from your phone while crossing the road.
- Be as reflective as possible to make it easier for drivers to see you in wet weather, at dusk and at night.

Look, listen & be seen Be a safe pedestrian



Developing your child's road safety smarts starts at home. With school back in session, here are 10 tips to guide you.



Map it out. Plan out your child's walking route with them ahead of time. Review street names and landmarks to help orient them.



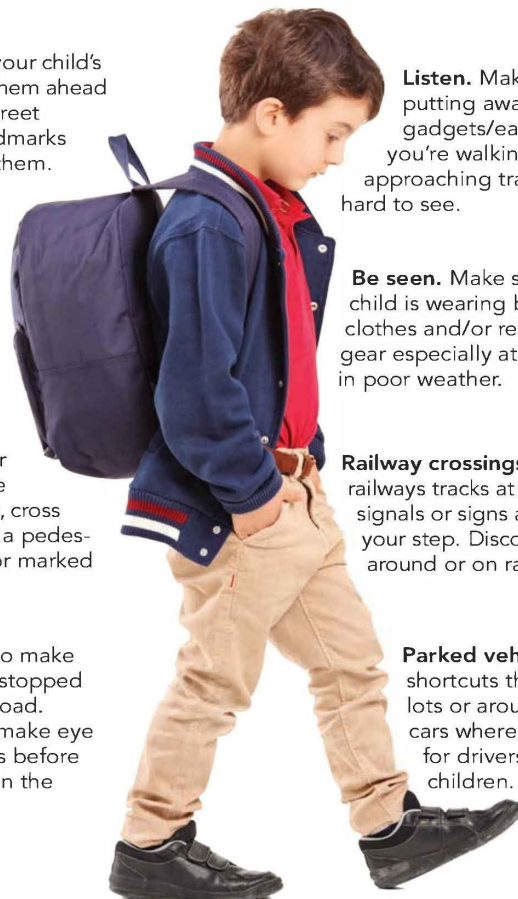
Road rules. Make a fun and interactive game out of guessing the correct traffic signs and meanings with your child.



Set a good example. Never jaywalk or run to cross the street. Where possible, cross at intersections with a pedestrian crossing light or marked crosswalk.



Look. Teach your child to make sure all vehicles have stopped before entering the road. Show them how to make eye contact with drivers before crossing, even when the walk signal is on.



Listen. Make a habit of putting away all electronic gadgets/ear buds etc. while you're walking, so you can hear approaching traffic that may be hard to see.



Be seen. Make sure your child is wearing bright clothes and/or reflective gear especially at night and in poor weather.



Railway crossings. Only cross railway tracks at designated signals or signs and watch your step. Discourage play around or on railways.



Parked vehicles. Avoid shortcuts through parking lots or around parked cars where it's harder for drivers to see small children.



More tips:

Crossing basics. Stop at the curb. Look left and right for oncoming vehicles, then look left over your shoulder for vehicles that might be turning. When the intersection is clear, start crossing and keep looking for approaching vehicles.

Sidewalk/no sidewalk: Walk on the inside edge of the sidewalk away from the road, so you're further away from traffic. Walk facing oncoming traffic if there isn't a sidewalk, so you can see approaching vehicles and make eye contact with drivers.

Once you establish these practices with your child, try asking them when they think it's safe to cross to help further their understanding of making a safe choice.